



## Instructions for use of f5 Connect Portal

1. **Set the Internet Browser** Ensure that Internet Explorer is set as your default browser (see below for instructions)
2. Manually enter the trusted site:  
Open Internet Explorer, select the **Tools** button , and then choose **Internet options, Security, Trusted Sites, Sites** -> <https://connect.rha-rrs.ca> (add if not present).
3. Certain applications require one time installation of add-ons. When encountered, please allow any prompts to run/install. Note: Admin rights may be required to install. If you have any questions regarding admin rights, you can contact the IT Service Desk.

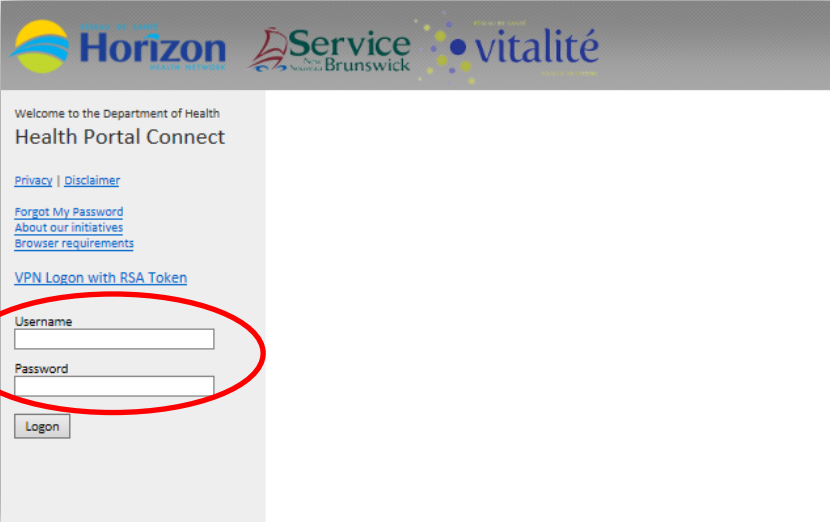
### How to make Internet Explorer your default browser:

1. Open Internet Explorer, select the **Tools** button , and then choose **Internet options**.
2. Select the **Programs** tab, and then choose **Make default**.
3. Select **OK**, and then close Internet Explorer.

*The use of Firefox as an Internet browser is a viable alternative should you has any issues with Internet Explorer*

## Use the f5 Connect Portal

1. To use your f5 Connect Portal, open **Internet Explorer** and go to this URL: <https://connect.rha-rrs.ca>.
2. Enter your username and password and click "Logon" to open a session.



Welcome to the Department of Health  
Health Portal Connect

[Privacy](#) | [Disclaimer](#)

[Forgot My Password](#)  
[About our initiatives](#)  
[Browser requirements](#)

[VPN Logon with RSA Token](#)

Username


Password

Logon

## Your Applications

You will then have access to the f5 Connect portal where you will find your applications.

The same level of access you had on the ROAM portal has been granted on the f5 Connect portal. If you are missing any applications, please advise the SNB IT Provincial Service Desk and they will be able to add any missing applications to your profile.



Please do not forget to log out from f5 Connect Portal at the end of each session.

**Please contact the SNB IT Provincial Service Desk at 1-844-354-4357 or [Service@SNB.ca](mailto:Service@SNB.ca) with any questions or if you experience any technical difficulties.**